

M. S. P. Mandal's
Shivchhatrapati College, Aurangabad
Internal Quality Assurance Cell
Academic Year 2018-19

A Report on the Alumni Feedback on Curriculum

A) The context: The Internal quality assurance cell, Shivchhatrapati college, Aurangabad has conducted a feedback on the curriculum by prominent alumni of the college for the academic year 2018-19.

A questionnaire was designed on the following aspects and feedback forms were collected and analyzed. The feedback was collected on the following aspects of curriculum:

- ❖ Subjects covered relevant to the course are
- ❖ Does the syllabus meet industry needs?
- ❖ Does the syllabus give proper exposure to a student?
- ❖ The syllabus has good balance between theory and applications.
- ❖ Does the syllabus open multiple career options?
- ❖ Are you satisfied with the overall conduct staff and management?

B) Detailed feedback analysis:

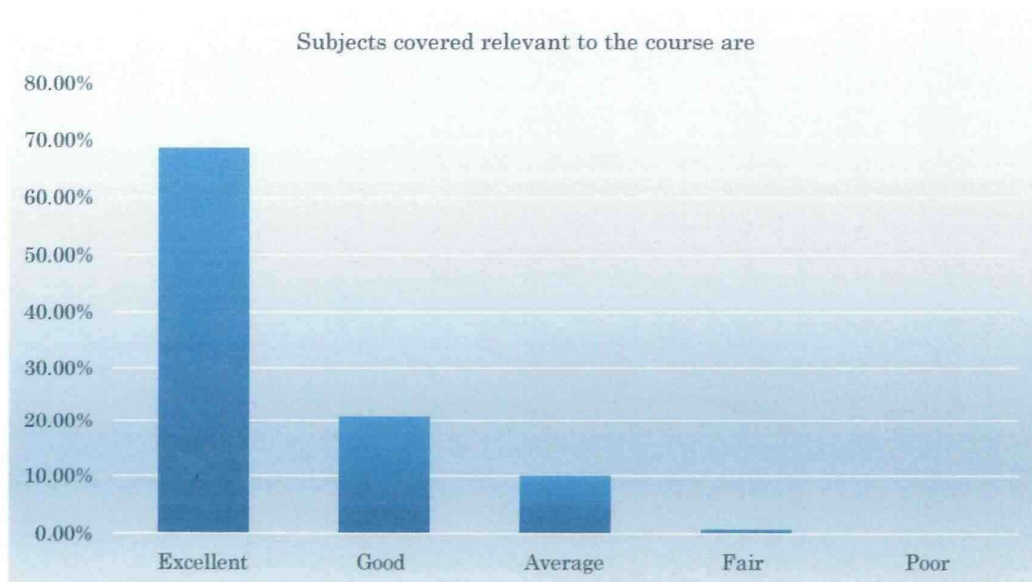
In total, 150 alumni participated in the survey. Summary of the feedback is given below:

Questionnaire	Excellent	Good	Average	Fair	Poor
Subjects covered relevant to the course are	103	31	15	01	00
Does the syllabus meet industry needs?	50	80	16	03	01
Does the syllabus give proper exposure to a student?	64	53	26	06	01
The syllabus has good balance between theory and applications	58	55	30	05	02
Does the syllabus open multiple career options?	66	57	15	09	03
Are you satisfied with the overall conduct staff and management?	76	55	15	01	03

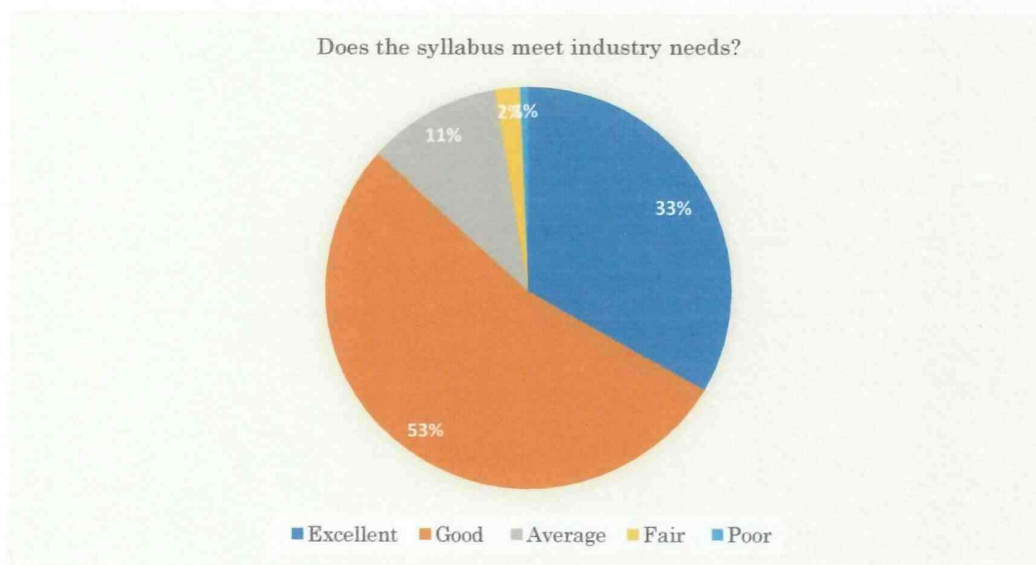



Principal
Shivchhatrapati College,
Aurangabad

1. Subjects covered relevant to the course are:

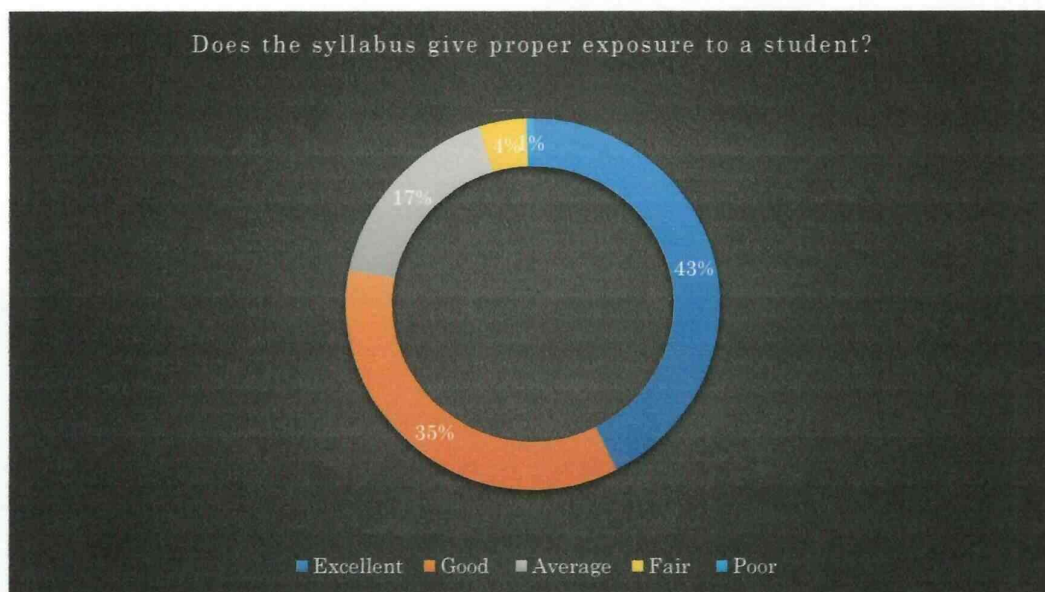


2. Does the syllabus meet industry needs?

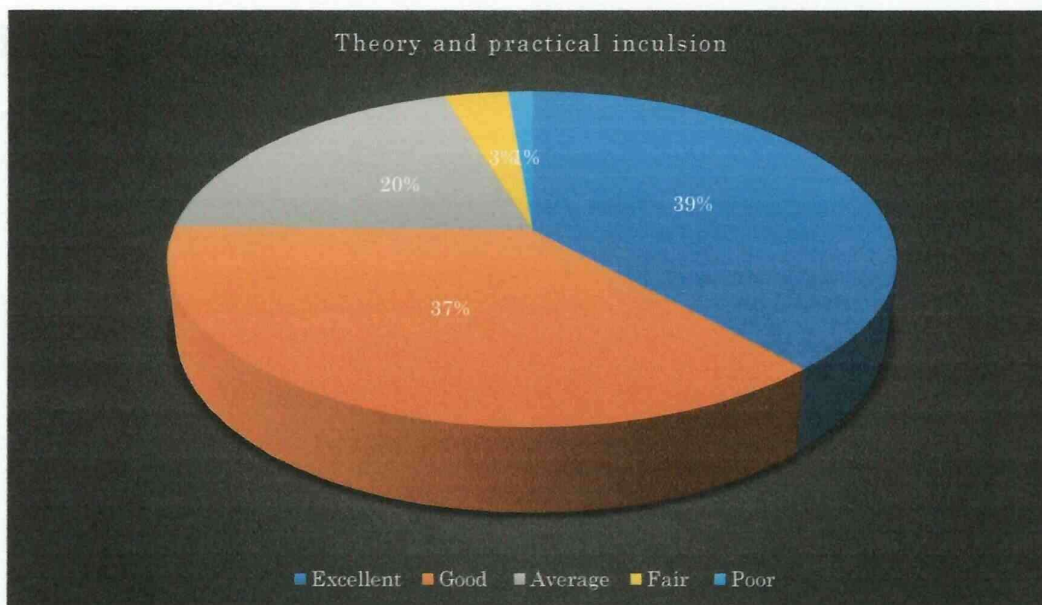



Principal
Shivchhatrapati College,
Aurangabad

3. Does the syllabus give proper exposure to a student?



4. The syllabus has good balance between theory and applications.

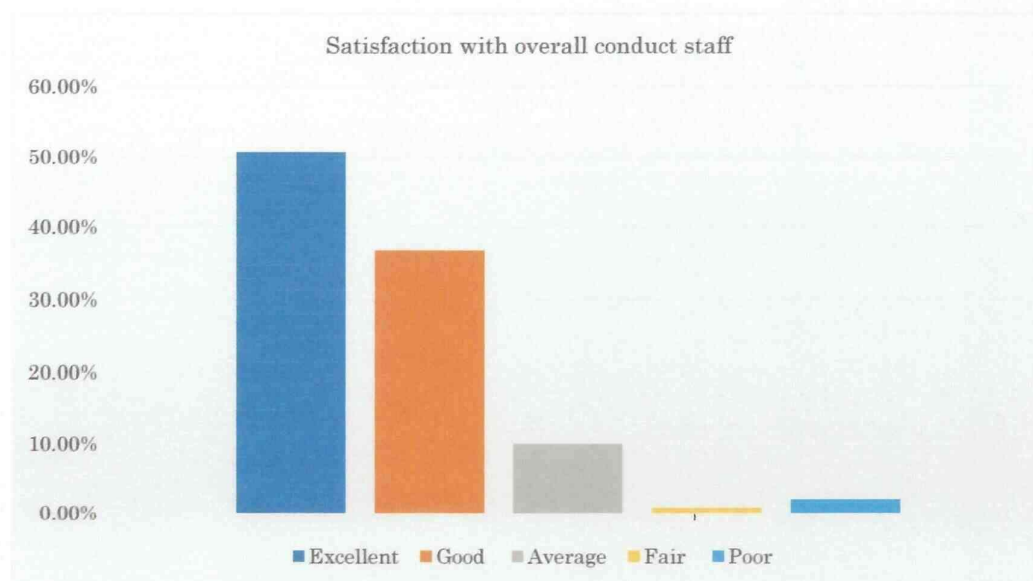



Principal
Shivchhatrapati College,
Aurangabad

5. Does the syllabus open multiple career options?



6. Are you satisfied with the overall conduct staff and management?




Principal
Shivchhatrapati College,
Aurangabad

C) Discussion and conclusion on the Alumni Feedback on Curriculum

1. Subjects covered relevant to the course are

The maximum, 68.67 percent alumni selected that the subjects covered in the curriculum are excellently relevant to the course, 20.67 percent chosen as good, remaining 10 percent and 0.7 percent voted for average and fair respectively.

2. Does the syllabus meet industry needs?

Out of 150 alumni, approximately 33 percent given weightage for excellent, 53.33 percent gives the feedback that, the syllabus covers the good level of attainment of industry expectations from stakeholder. Remaining 10.67 percent, 2 percent, and 0.7 percent reacted as average, fair and poor respectively.

3. Does the syllabus give proper exposure to a student?

Whenever it comes to the opportunities for the students, this aspect comes in picture. After including this feature in the curriculum in the feedback process; 42.67 percent stakeholders respond that the syllabus gives excellent opportunities for the students. Others responded in the way that 35.33 percent good, 17.33 percent average, 4 percent fair and finally 0.67 poor.

4. The syllabus has good balance between theory and applications.

Since the applications of the theory plays an important role, it was mandatory to include this question in the survey. It is found that, 38.67 percent alumni select that the equilibrium between theory and practice. Remaining distribution is as follows: 36.67 percent voted for good, followed by 20 percent average, 3.33 percent fair and last 1.33 percent poor.


5. Does the syllabus open multiple career options?

From the total alumni participated in the survey, 66 i.e., 44 percent feel that, a student can opt out different careers after studying the syllabus in the curriculum. Next, 38 percent thinks that the syllabus open up the multiple career options for the students. Other 10 percent opined as average, 6 percent as fair and remaining 2 percent as poor.

6. Are you satisfied with the overall conduct staff and management?

In this question we have received 50.67 percent voting for first option, 36.67 percent for second option, 10 percent for third, 0.7 percent and 2 percent for remaining.





Principal
Shivchhatrapati College,
Aurangabad

D) Action taken report:

1. The detailed feedback analysis was communicated to the affiliating university.




Criterion incharge



IQAC Coordinator

IQAC Co-ordinator
Shivchhatrapati College,
N-3 CIDCO, Aurangabad-431003 (M.S.)



Principal

Principal
Shivchhatrapati College
Aurangabad.

